




Keri has switched to a new connector vendor for our PXL and Entraguard controllers. The new connector has a better interlocking mechanism between connector plug and socket, providing a more secure connection.

Keri extensively tested the interconnectivity of the two vendors and found no issues. However if both connectors are at the far end of their tolerances it appears that the mechanical connection between the two vendors can be affected. Because of this, **Keri strongly recommends you do not mix the two connector types in an installation.**



All PXL and Entraguard controllers are shipped with an installation kit that has all the correct connectors necessary for that controller. If you are replacing an existing controller with a new controller in an installation, please replace the connectors on the existing wiring with the connectors provided with the new controller. This will eliminate the tolerance issue between connector manufacturers and ensure good seating between connector plug and socket.

Please review the drawings on the backside of this sheet for information on how to distinguish old manufacturer from new manufacturer connectors.

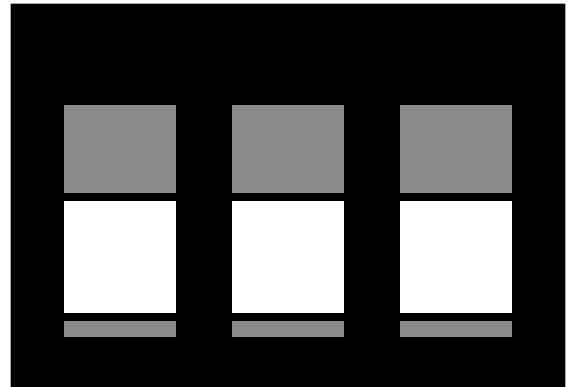
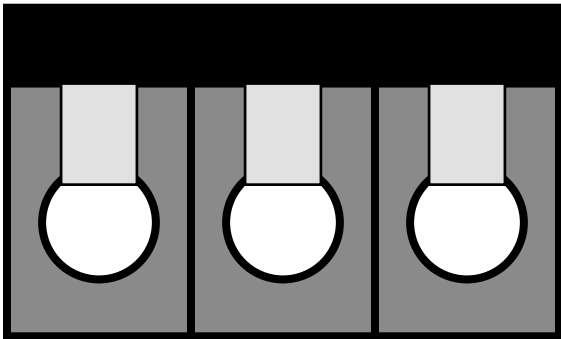
Connector Manufacturer Comparison Chart



Top View of Socket Housing - Identifying Marking



End View of Socket Housing - Showing Pins



End View of Plug, Wire Insert Side



Side View of Plug Showing Profile Differences

Connector with round pins

Connectors with square pins